



The Curious Case of the Missing Carnivorous Plant Parent Key

Instructions for Parents:

We hope that you and your family enjoy this mystery activity. This activity book is best completed if printed out. If not, use your device to help children to complete the activities and solve the mystery. As children complete each activity, provide them with a clue to help narrow down their plant, suspect, and tool.

Activity 1 Clue:

The tool used has a sharp edge.

Activity 2 Clue:

The missing plant has a pit fall trap to trap insects.

Activity 3 Clue:

The person responsible uses creative and artistic elements in their career.

Activity 4 Clue:

The tool used may be set up differently for someone who is left-handed.

Activity 5 Clue:

The missing plant is an epiphyte.

Activity 6 Clue:

The person responsible works with flowers.

Answer:

The Florist stole the Tropical Pitcher Plant using Pruning Shears.

The Curious Case of the Missing Carnivorous Plant Activity Key



One of Longwood's carnivorous plants has gone missing! Which plant is missing? Who did it? How did they do it? We need your help to find the answers!

Played like the game CLUE, you will receive a clue to help you solve the mystery after you complete each activity. These clues will help you narrow down your suspects and find the missing plant. At the end of each activity page, you will get the opportunity to guess which plant is missing, who did it, and what tool they used.

To begin, let's gather some information...

Which carnivorous plant is missing?



Pitcher Plant



Tropical Pitcher Plant



Butterwort




Venus Flytrap



Sundew

Who could have stolen the plant?



Gardener



Arborist



Researcher



Integrated Pest
Manager




Land Steward



Florist

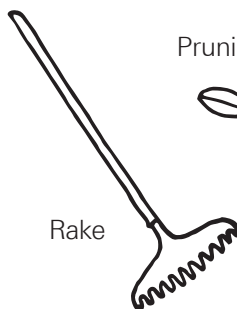
What tool could have been used?



Shovel



Trowel



Rake

Pruning Shears



Garden Gloves

Wheelbarrow



The Curious Case of the Missing Carnivorous Plant

Activity 1



Take a PI-elfie

For the first activity you will need to use your detective skills to find a plant that matches your clothing and take a “PI-elfie” or a plant selfie. Take a photo with the plant. Print and attach your picture below or draw a picture of yourself with the plant. When you are done, you will receive your first clue.

My Guess		
Carnivorous Plant	Suspect	Tool

The Curious Case of the Missing Carnivorous Plant Activity 2



Creating Your Own Carnivorous Plant Hybrid

Plant Breeders have been crossbreeding to create their own unique plants for hundreds of years. What if you could create a new kind of carnivorous plant?

Before drawing your new carnivorous plant, watch the following videos to learn more about carnivorous plants.

- Take a Virtual Field Trip with Longwood Gardens to learn about our collection of Carnivorous Plants: <https://www.youtube.com/watch?v=e2yeeT0PrJQ&feature=youtu.be>
- Learn more with Dr. Binocs - <https://www.youtube.com/watch?v=4yvUjw2-jl>

Once you share your drawing and description with your family, you'll receive another clue.

Drawing of My Carnivorous Plant Hybrid:

My Carnivorous Plant Hybrid	
Drawing	Description

My Guess		
Carnivorous Plant	Suspect	Tool

The Curious Case of the Missing Carnivorous Plant Activity 3



Create a Venus Flytrap

Use your creative skills to create your own Venus Flytrap! Don't worry if you don't have the correct colored paints or construction paper, use whatever color you'd like to put a twist on your creation. Share your model with your family to receive your next clue and get one step closer to solving the mystery!

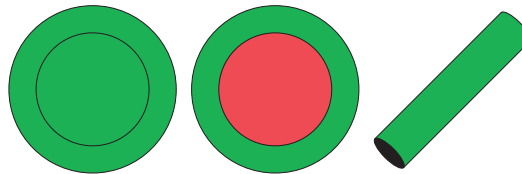
Materials Needed

- Green and red paint
- Masking tape
- Paint brushes
- Paper tubes (toilet paper or paper towel)
- Scissors
- Small black pompoms
- Small googly-eyes
- Stapler or glue
- Two, five inch paper plates
- White and green construction paper

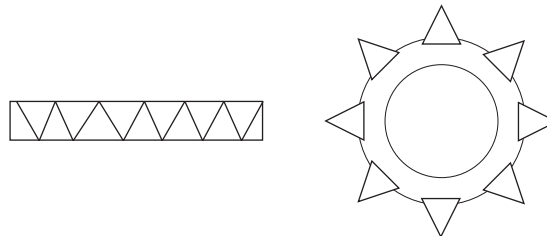


Directions

1. Paint the bottom of one paper plate all green. Paint the top of the other plate red, with a green band around the edge. Paint the paper tube green. Allow plates and paper tube to dry.



2. Draw a zig-zag line on a piece of white construction paper from side to side, then cut out the triangle-shapes to act as the cilia (hair-like structure) on the edge of the flytrap. Glue the cilia around the edges of the white side of the green paper plate so the points are facing out over the edge of the plate.



5. Glue or staple the white sides of the paper plates together and then fold the plates in half, so the red plate is on the inside.
7. Using masking tape, tape the paper tube to one side of the flytrap, to act as the stem. Paint the masking tape green if desired.
8. Cut out leaf shapes from the green construction paper. Glue to paper tube.
9. Use two black pompoms, googly-eyes, and white construction paper to make a small fly to glue into the flytrap.

My Guess		
Carnivorous Plant	Suspect	Tool

The Curious Case of the Missing Carnivorous Plant Activity 4



Plant Bingo

It's time to go outside! Below you will find a plant bingo card. Once you complete a row, show a family member to get your next clue.

P	L	A	N	T
Tree with cool bark	Earthworm	Cool rock	Hole you didn't dig	Something that smells good
Bird's nest or a bird house	Squirrel	Your favorite plant	White flower	Seed
Puddle	Dandelion	FREE SPACE	Leaf with a pointy edge	Something blue
Great place to read a book	Pollinator	Flowerpot	Shaped cloud	Spider Web
Mushroom	Acorn	A plant growing in an unusual place	Bird	Mulch

My Guess		
Carnivorous Plant	Suspect	Tool

The Curious Case of the Missing Carnivorous Plant Activity 5



Butterwort Bread

Sam I Am may have loved green eggs and ham, but what about butterwort bread? It's time to use your baking skills and bake your own bread. This activity will demonstrate how a butterwort captures insects. After you've tasted your butterwort creation, you'll receive your next clue. You're getting close to solving the mystery!

Materials Needed

- Favorite boxed bread mix or ingredients to make bread
- Green food coloring
- Pint of heavy whipping cream
- Sesame seeds
- Small container with tight fitting lid
- Strainer

Directions

1. Work with an adult to bake a loaf of green bread. To do this, use your favorite boxed bread mix or make the bread from scratch using your favorite recipe. In either case, be sure to add a few drops of green food coloring to the mixture before baking.
2. As the bread is baking, it is time to make your own homemade butter which represents the "goo" on the butterwort leaf.
3. Pour the heavy whipping cream into your container until it is about half full. Add a few drops of green food coloring.
4. Secure the lid of your container tightly and shake for 15 minutes. (If your arms get tired, ask a family member to help you continue shaking the container.)
5. Once it sounds like you are shaking a solid mass, the butter should be done. Use a strainer to separate the butter from the buttermilk.
6. Once your bread is done baking and has cooled, have an adult help you to slice the bread. Each bread slice will become a butterwort leaf.
7. Spread some of your "goo" onto a butterwort leaf. Sprinkle a few sesame seeds onto your leaf. These represent the insects that your butterwort leaf has caught.
8. Enjoy!
9. Store any remaining bread and butter. Butter will last 2 – 3 days in the refrigerator.

Activity adapted from: <https://www.carnivorousplants.org/sites/default/files/files/W5CP/Butterwort.bread.pdf>

Recipe for butter adapted from: <http://littlehouseontheprairie.com/making-homemade-butter-with-kids/>

My Guess		
Carnivorous Plant	Suspect	Tool

The Curious Case of the Missing Carnivorous Plant Activity 6



Weird Plant Battle Card Game

The world contains some very strange and interesting plants. In this game, each plant is ranked using their size, gross factor, beauty, killer instinct, rarity, and pollination method.

Want to learn more about these weird, wild, and wonderful plants? Check out the book *Weird Plants* by Chris Thorogood or watch this presentation with Chris about the plants he's seen around the world: https://www.youtube.com/watch?v=8bKXHpXuJ70&list=PLxiyVJ09MQQdD3o2kZLrAf_oYACjMbx7p&index=8

Print and cut out the playing cards and follow the directions below to play the game. Once you've completed the game, you will receive your final clue!

Directions

1. This game is best played with 2–4 people.
2. Shuffle and deal all the cards face down.
3. Each player holds their cards so they can only see the top one, without showing the other players.
4. The first player puts their top card on the table and chooses a statistic to read (e.g. gross factor 8). The other players put their top cards on the table, reading their statistic for that item.
5. The highest value with that chosen factor wins, and that player adds all the cards from the table to the bottom of their pile.
6. The winning player picks a category from their next card and play starts again.
7. If two or more cards share the highest value, all the cards in that round are placed in the middle and the round is started again. The player that wins the next round gets all the cards in the middle too.
8. Keep playing until one person has all the cards.

My Guess		
Carnivorous Plant	Suspect	Tool

BATTLE CARD



Rafflesia
Rafflesia arnoldii

Category: Vampire Plant

Size	10
Gross Factor	8
Beauty	3
Killer Instinct	2
Rarity	5
Pollination Method	7

BATTLE CARD



Hydnora
Hydnora africana

Category: Vampire Plant

Size	5
Gross Factor	9
Beauty	2
Killer Instinct	5
Rarity	6
Pollination Method	8

BATTLE CARD



Low's Pitcher Plant
Nepenthes lowii

Category: Killer Plant

Size	6
Gross Factor	8
Beauty	7
Killer Instinct	0
Rarity	8
Pollination Method	10

BATTLE CARD



Trumpet Pitcher
Sarracenia flava

Category: Killer Plant

Size	6
Gross Factor	4
Beauty	5
Killer Instinct	10
Rarity	4
Pollination Method	7

BATTLE CARD



Venus Flytrap
Dionaea muscipula

Category: Killer Plant

Size	1
Gross Factor	5
Beauty	6
Killer Instinct	10
Rarity	1
Pollination Method	9

BATTLE CARD



Rothschild's Slipper
Paphiopedilum rothschildianum

Category: Fraudster Plant

Size	5
Gross Factor	0
Beauty	8
Killer Instinct	0
Rarity	10
Pollination Method	5

BATTLE CARD




Flying Duck Orchid
Caleana major

Category: Fraudster Plant

Size	1
Gross Factor	1
Beauty	7
Killer Instinct	0
Rarity	6
Pollination Method	3

BATTLE CARD



Monkey Face Orchid
Dracula simia

Category: Fraudster Plant

Size	2
Gross Factor	3
Beauty	8
Killer Instinct	0
Rarity	5
Pollination Method	3

BATTLE CARD




Dutchman's Pipe
Aristolochia spp.

Category: Jailor Plant

Size	7
Gross Factor	0
Beauty	8
Killer Instinct	0
Rarity	0
Pollination Method	1

BATTLE CARD



Titan Arum
Amorphophallus titanum

Category: Jailor Plant

Size	10
Gross Factor	10
Beauty	7
Killer Instinct	0
Rarity	10
Pollination Method	7

BATTLE CARD



Bird Of Paradise
Strelitzia reginae

Category: Accomplice Plant

Size	8
Gross Factor	0
Beauty	10
Killer Instinct	0
Rarity	2
Pollination Method	5

BATTLE CARD




Bat Pitcher Plant
Nepenthes hemsleyana

Category: Accomplice Plant

Size	6
Gross Factor	8
Beauty	6
Killer Instinct	3
Rarity	6
Pollination Method	7

BATTLE CARD



Half-Mens
Pachypodium namaquanum

Category: Survivor Plant

Size	10
Gross Factor	1
Beauty	1
Killer Instinct	1
Rarity	6
Pollination Method	1

BATTLE CARD



Coco De Mer
Lodoicea maldivica

Category: Survivor Plant

Size	10
Gross Factor	0
Beauty	2
Killer Instinct	0
Rarity	10
Pollination Method	8

BATTLE CARD



Durian
Durio zibethinus

Category: Hitch-hiker Plant

Size	10
Gross Factor	2
Beauty	1
Killer Instinct	0
Rarity	0
Pollination Method	7

BATTLE CARD



Traveller's Palm
Ravenala madagascariensis

Category: Hitch-hiker Plant

Size	9
Gross Factor	0
Beauty	10
Killer Instinct	0
Rarity	1
Pollination Method	10

BATTLE CARD




Maltese Fungus
Cynomorium coccineum

Category: Vampire Plant

Size	3
Gross Factor	4
Beauty	1
Killer Instinct	0
Rarity	10
Pollination Method	1

BATTLE CARD



Bucket Orchid
Coryanthes macrantha

Category: Accomplice Plant

Size	2
Gross Factor	2
Beauty	8
Killer Instinct	0
Rarity	4
Pollination Method	6

BATTLE CARD



Mediterranean Arum
Arum pictum

Category: Jailor Plant

Size	4
Gross Factor	10
Beauty	8
Killer Instinct	0
Rarity	2
Pollination Method	2

BATTLE CARD



Welwitschia
Welwitschia mirabilis

Category: Survivor Plant

Size	9
Gross Factor	0
Beauty	2
Killer Instinct	0
Rarity	3
Pollination Method	0

The Curious Case of the Missing Carnivorous Plant Activity



You've been a great detective! It's time to reveal your final guess on what carnivorous plant is missing, who did it, and how. Once you've drawn and named your guesses for each of the categories, your family member will reveal the correct answer. Good luck!

My Guess		
Carnivorous Plant	Suspect	Tool